

ARTSFUND



Livability Impact Study of the Arts:

Relationships between the arts and
healthy communities

FEBRUARY 2025 - ORG NAME



Thank you to our report sponsors

The LIS is sponsored by:



NESHOLM FAMILY
FOUNDATION



OFFICE OF ARTS & CULTURE
SEATTLE

Livability Impact Study of the Arts / artsfund.org/lis



About ARTSFUND

Mission

Since 1969 ArtsFund has supported the arts through

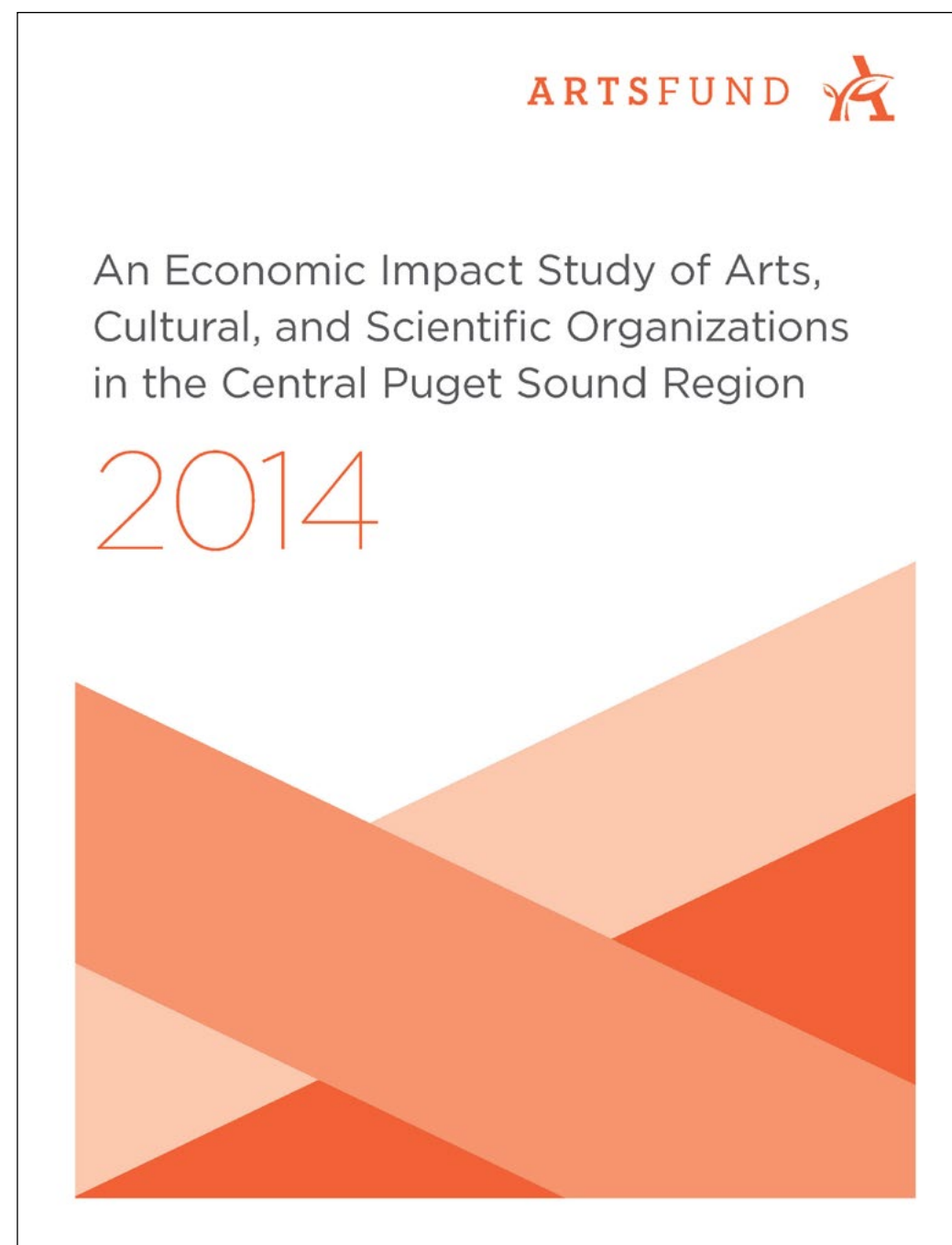
**leadership,
advocacy,
and grantmaking**

in order to build a healthy, equitable, and creative Washington.



Previous Impact Studies

Since 1992 we have been a source of data for the arts and cultural sector.



2014 Economic Impact Study



2018 Social Impact Study



2021 Covid Cultural Impact Study

What we set out to do

Does the presence of arts and culture improve community livability, and in turn, enhance the lives of Washingtonians?

SMU. DataArts



Livability Impact Study

What is livability?

The quality of life in a neighborhood shaped by **safety, health and well-being, accessibility, and opportunities for connection** and personal growth.

What did we look at?

The LIS measured the **density of cultural organizations** in communities and the **amount of state dollars** that go into communities against outcomes around social cohesion, economic opportunity, and health.

Key Findings

People that live in communities with abundant cultural resources are **more connected, more engaged,** and have **greater economic opportunities.**

Positive economic impact of arts resources were greater in rural communities than in cities across Washington



Takeaway 1

Arts & Culture are vital to the social fabric of our neighborhoods.



Volunteerism

Communities with the greatest access to arts and culture organizations have

33% more volunteers

supporting nonprofit.

Active Voters

Counties with increased access to arts and culture organizations have nearly

10% higher rates of active voters.

Relatedly, communities with the highest levels of state arts funding have

2% more active voters.

Gathering Spaces

There are over

8x more community gathering spaces

available to residents in counties where there is a higher density of nonprofit arts organizations.

Takeaway 2

State arts funding and access to nonprofit arts and culture organizations are critical to supporting healthy and vibrant communities.



Hotel/Motel tax revenue

Over \$22 of additional tax revenue

is collected per capita in counties with the highest levels of state arts support.

Income Inequality

Communities with a high concentration of arts and culture nonprofit organizations per capita

have 3% lower levels of income inequality.

Senior isolation

1% fewer seniors live alone in communities with higher levels of state arts funding.

Health & wellness positive outcomes

State arts funding is linked to

improvements in mental and physical health.

Takeaway 3

Inequities in access to arts and culture exist across Washington counties.



Access on average

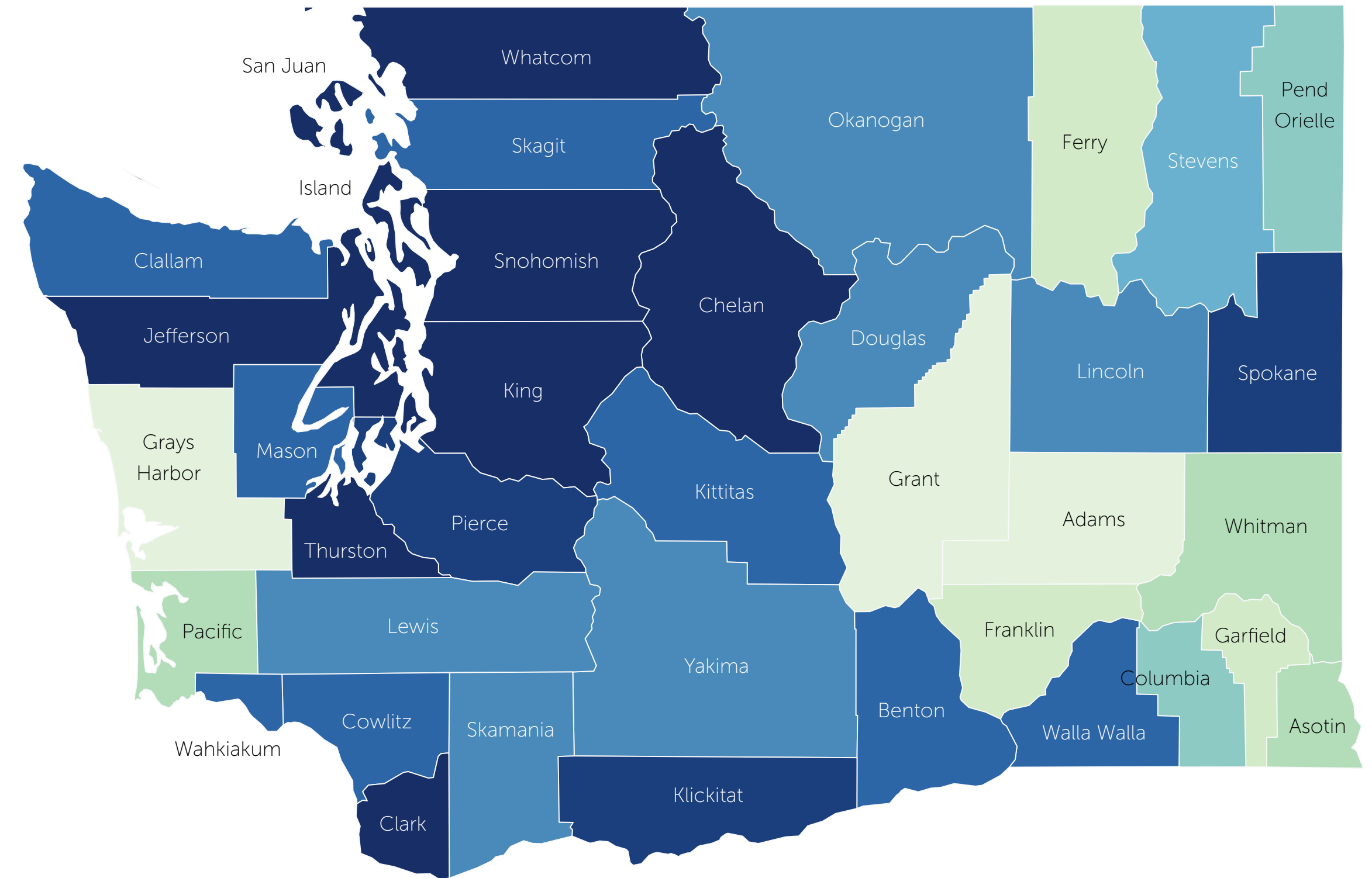
There are over 6,000 nonprofit arts and culture organizations across the state –

on average, 3 per 10,000 people.

Highest density

The top five counties

with the highest per capita availability of arts nonprofit organizations are all rural: San Juan, Garfield, Pacific, Jefferson, and Wahkiakum.



Takeaway 4

Rural areas experience even greater benefits from arts and cultural resources.



Increase in hotel/motel tax revenue

When there are higher levels of state arts grant dollars in a rural community, there is an

110% increase in hotel and motel tax revenue.

Fewer residents living alone

With additional arts investment in rural communities,

there is a .3% decline

in the proportion of senior residents living alone.



Takeaway 5

Despite below average state arts funding,
Washington's arts ecosystem is highly vibrant.



This raises the question: how much more livable could our communities be with stronger support?



Vibrancy measures

Washington state ranks

13th nationally in arts vibrancy

This vibrancy varies across counties, with

some ranking in the top 20% nationally and others falling in the bottom 20% nationally.



WA Overall

60% of Washington residents

engage with the arts

The arts sector in WA supports

191,245 jobs (ranked 6th nationally)

The arts sector contributes

\$70.2B (ranked 3rd nationally)

to the states economy

State investment/national comparison

Washington State arts spending is


\$0.98 per person

-- 57% behind the national average of

\$2.29 per person.

Summary

Having accessible and well-funded arts and cultural organizations in communities improves livability outcomes for all.



Recommendation 1

Match Washington State's current investment in arts and culture of \$0.98 with the national average of \$2.29.

Recommendation 2

Foster and maintain a healthy environment for arts and culture nonprofit organizations.



Recommendation 3

Include arts and culture as a key tool for building community health.

ARTSFUND



Q&A



Thank you!

